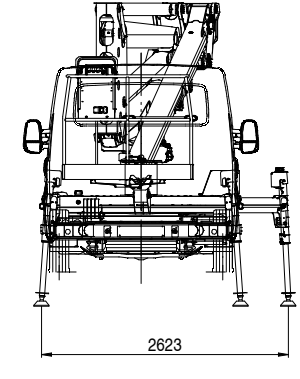
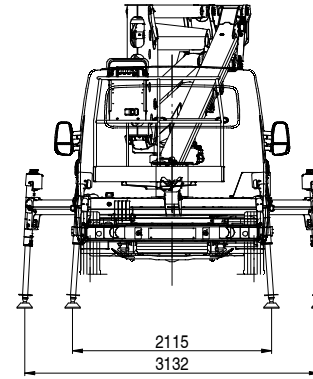
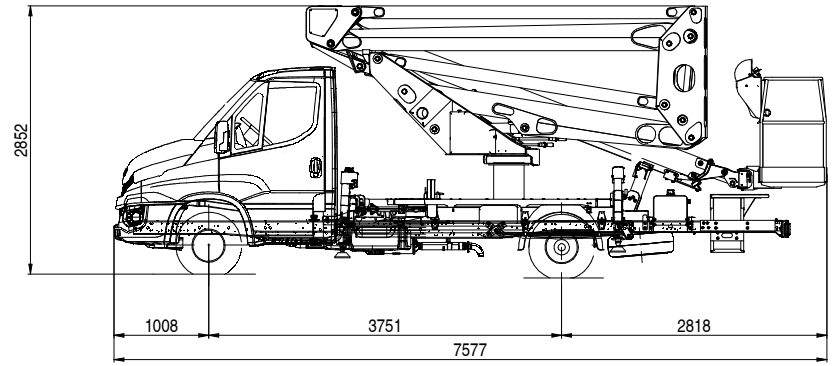
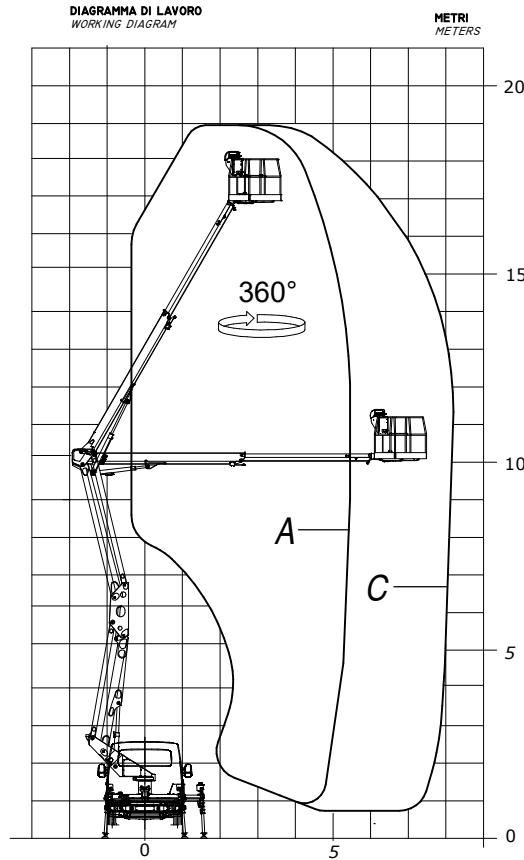
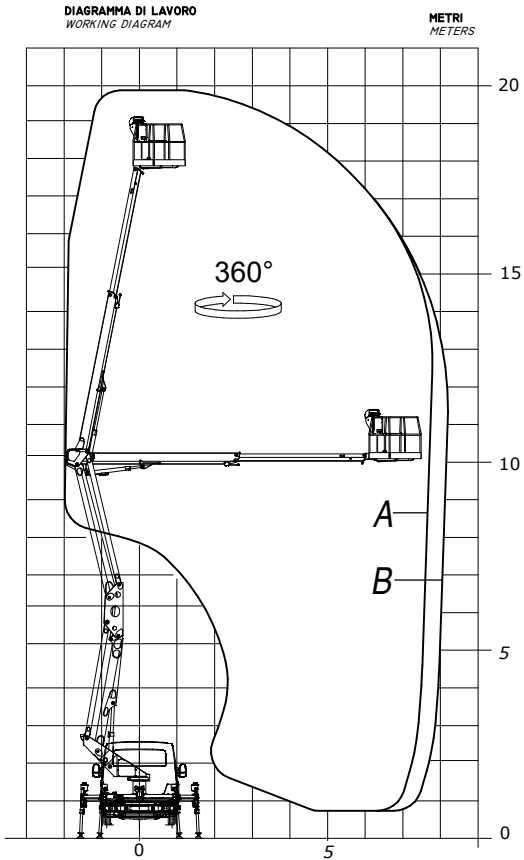


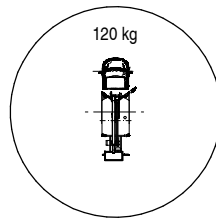
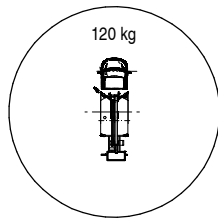
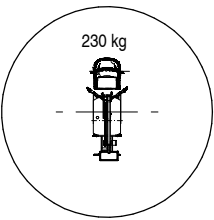
AREA DI LAVORO MASSIMA / MAXIMUM WORKING AREA
- CON TRAVERSE ESTESE / WITH EXTENDED BEAMS

AREA DI LAVORO LIMITATA / LIMITED WORKING AREA
- CON TRAVERSA ESTESA SU UN SOLO LATO / WITH EXTENDED BEAM ON ONE SIDE ONLY

PNT200 HE3 ON IVECO 35S WB=3750



3 MODALITA' DI STABILIZZAZIONE / 3 STABILIZATION MODES



TRAVERSE ESTESE SU ENTRAMBI I LATI
EXTENDED BEAMS ON BOTH SIDES
ANGOLO MASSIMO BRACCIO: 80°
MAXIMUM ANGLE BOOM: 80°

TRAVERSE ESTESE SU UN SOLO LATO: DESTRO O SINISTRO
EXTENDED BEAMS ON ONE SIDE ONLY: RIGHT OR LEFT
ANGOLO MASSIMO BRACCIO: 60°
MAXIMUM ANGLE BOOM: 60°

LARGHEZZA IN ASSETTO DI MARCIA: ~ 2200 mm
WIDTH IN DRIVING CONFIGURATION: ~ 2200 mm

A= MAX 250 kg
B= MAX 230 kg
C= MAX 120 kg

CON CESTA IN VETRORESINA (PIU' PESANTE DI ~30 kg RISPETTO CESTA IN ALLUMINIO), IL RAGGIO DI LAVORO SI RIDUCE
WITH FIBERGLASS BUCKET (~30 kg HEAVIER THAN ALUMINUM BUCKET), WORKING OUTREACH IS REDUCED

IL RAGGIO DI LAVORO POTREBBE ESSERE RIDOTTO IN FUNZIONE DEL VEICOLO
HORIZONTAL OUTREACH MAY BE REDUCED DUE TO VEHICLE STABILITY

DENOMINAZIONE		WORKING AREA PNT200 HE3 ON IVECO 35S WB=3750									
MATERIALE		MATERIALE									
TRATTAMENTO TERMICO	DISegnATO	CRIVELLARZI	VERIFICATO								
DATA 21/01/2019	APPROVATO	APPROVATO									
CONSEGNA	DESTINAZIONE	CONSEGNA	APPROVATO								
SCALA		SCALA									
DESCRIZIONE		DESCRIZIONE									
21910001		A0									
<table border="1"> <tr> <td>STATO</td> <td>PRODOTTO</td> <td>PRODOTTO</td> <td>PRODOTTO</td> </tr> <tr> <td>...</td> <td>...</td> <td>...</td> <td>...</td> </tr> </table>				STATO	PRODOTTO	PRODOTTO	PRODOTTO
STATO	PRODOTTO	PRODOTTO	PRODOTTO								
...								